

## WINE TENT CUPOLA 500 CM



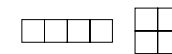

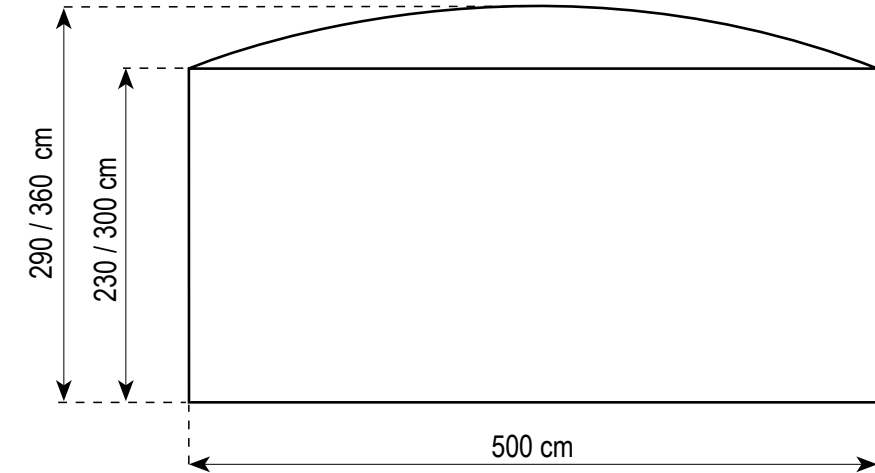
### TECHNICAL DATA

#### STANDARD VERSION

Span	500 cm
Side height	230 / 300 cm
Ridge height	290 / 360 cm
Bay distance / grid	500 cm
Longest component	500 cm
Main profile	94 x 48 x 3 / 130 x 70 x 3 mm
Corner component	Stem bolts

Max. wind speed according to EN	80 km/h
Hint	At this tent type the installation of a circumferential attica (500 mm or 900 mm height) is possible
Special version	Elimination of anchorage through the installation of the steel aluminum floor with ballast
Attachment options	The wine tent CUPOLA can be extended to any length and shape by gutters with other tents of the same type
Floor	<ul style="list-style-type: none"> <li>· Wood floor with timber or steel-aluminum substructure</li> <li>· Cassette flooring</li> <li>· Compact floor</li> </ul>
Tarpaulin	RÖDER No. 1, PVDF coated tarpaulin, according to DIN 18204

## WINE TENT CUPOLA 500/300/360



### QUESTIONS AND COMMENTS

We have summarized the most important data and dimensions of our standard constructions for you. All information is without guarantee. No liability is assumed for printing and spelling errors. We would be happy to advise you personally about the optimal construction for your needs. Your Orgatent team is at your disposal to answer any questions you may have about intermediates, special features, conversions and other technical data.