

BIG TENT 1.200 - 1.500 CM



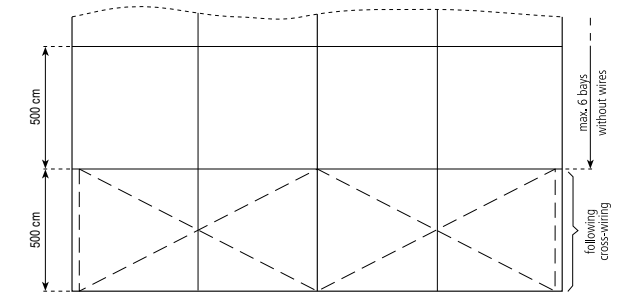
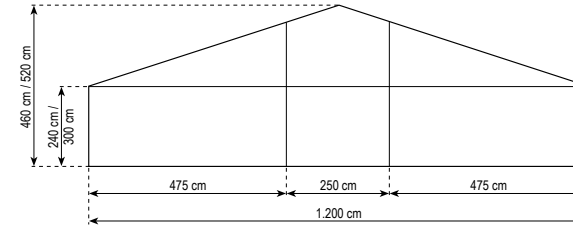
TECHNICAL DATA

STANDARD VERSION

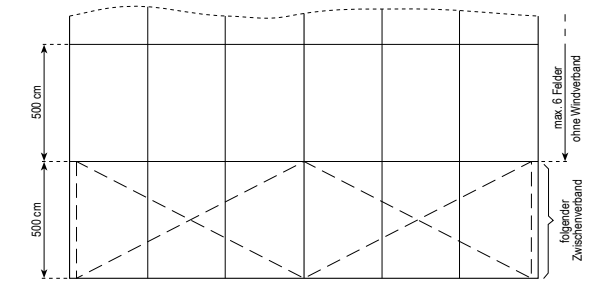
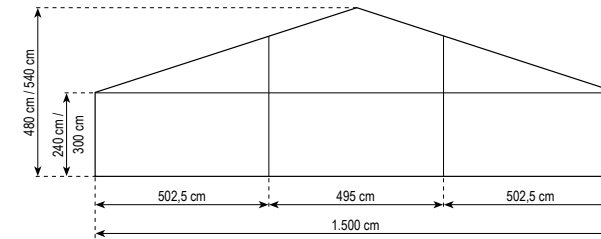
Span	1.200 cm	1.200 cm	1.500 cm	1.500 cm	1.500 cm
Side height	240 cm	300 cm	240 cm	300 cm	400 cm
Ridge height	460 cm	520 cm	480 cm	540 cm	640 cm
Roof pitch	20°	20°	18°	18°	18°
Bay distance / grid	500 cm	500 cm	500 cm	500 cm	500 cm
Longest component	636 cm	636 cm	800 cm	800 cm	800 cm
Min. setup length	1.000 cm	1.000 cm	1.000 cm	1.000 cm	1.000 cm
Main profile	160 x 100 x 3 mm	160 x 100 x 3 mm	220 x 100 x 3 mm	220 x 100 x 3 mm	220 x 100 x 3 mm
Gable column	2	2	2	2	2

Max. setup length	Expandable with the grid
Max. wind speed according to EN	100 km/h
Special version	Elimination of the side bandade through the installation of portals
Floor	<ul style="list-style-type: none"> · Wood floor with timber or steel-aluminum substructure · Cassette flooring · Compact floor · Heavy duty floor
Tarpaulin	RÖDER No. 1, PVDF-coated tarpaulin, according to DIN 18204

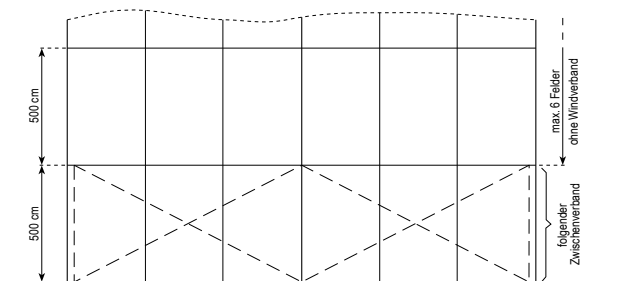
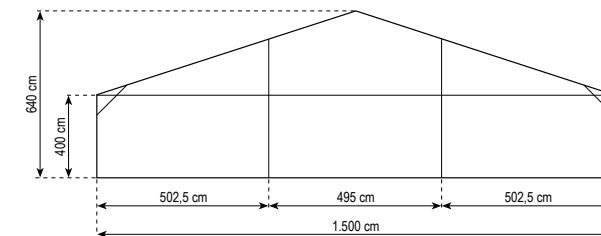
BIG TENT 1.200/240/460 & 1.200/300/520



BIG TENT 1.500/240/480 & 1.500/300/540



BIG TENT 1.500/400/640



QUESTIONS AND COMMENTS

We have summarized the most important data and dimensions of our standard constructions for you. All information is without guarantee. No liability is assumed for printing and spelling errors. We would be happy to advise you personally about the optimal construction for your needs. Your Orgatent team is at your disposal to answer any questions you may have about intermediates, special features, conversions and other technical data.